



# Mapping for Acute 16-Channel Probe

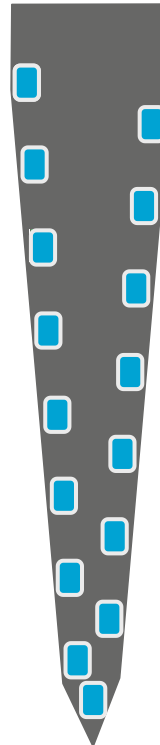
ASSY-1 E-1 & E-2



Red Wire and White Wire correspond to indicated REF and GND pins on the probe connector - verify how these connect to your headstage pre-amplifier (1 wire may be sufficient if you prefer GND / REF shorted-together in your headstage).



Electrodes  
this side



9	
	11
13	
	10
12	
	15
14	
	16
8	
	6
4	
	2
1	
	3
5	
	7