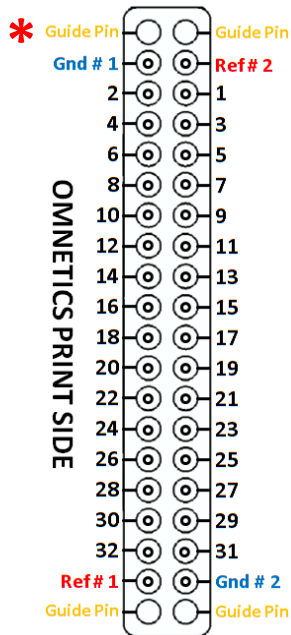


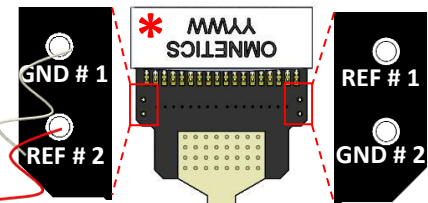
Mapping for Chronic 32 Channel Probe

ASSY-116 Fb



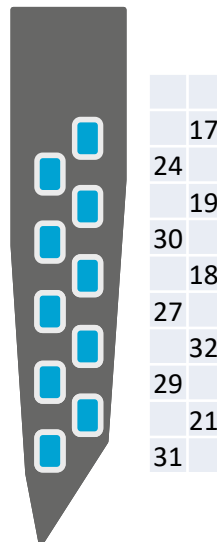
Red Wire and White Wire correspond to indicated REF and GND pins on the probe connector - verify how these connect to your headstage pre-amplifier (1 wire may be sufficient if you prefer GND / REF shorted-together in your headstage).

White Wire = GND

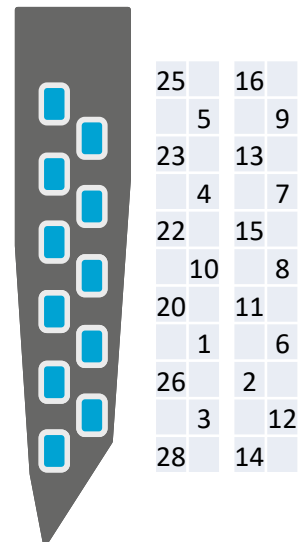


Red Wire = REF

Shank A



Shanks B - C



Electrodes this side

Shank A