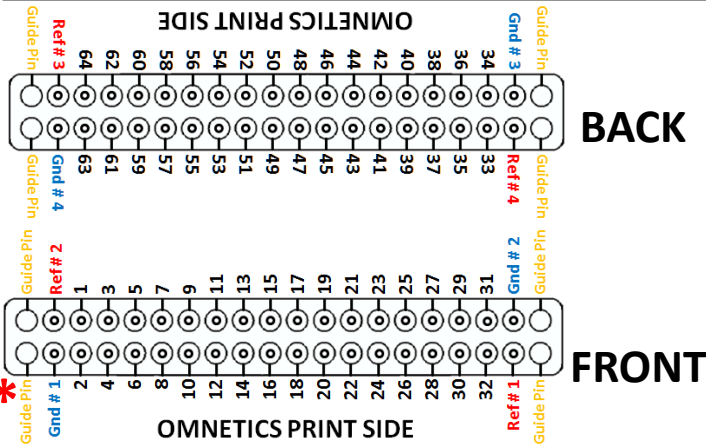
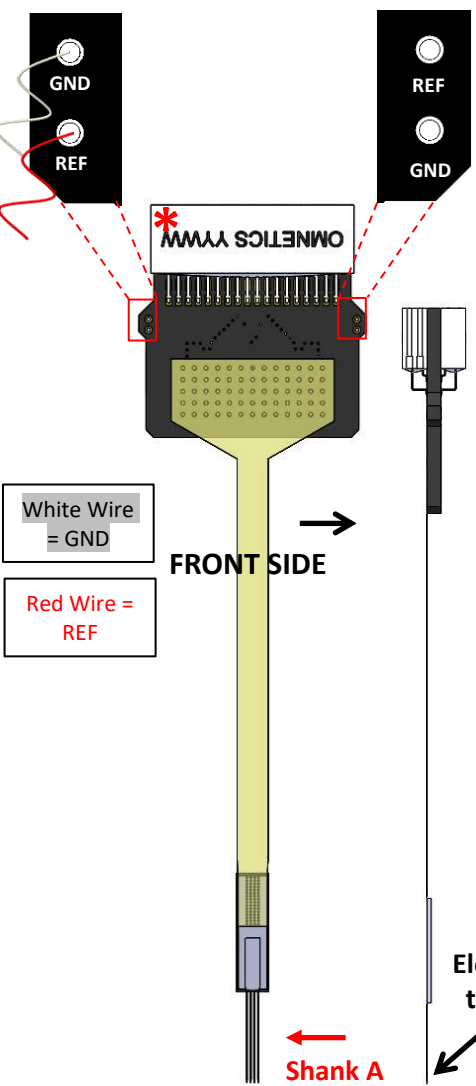


Mapping for Chronic 64 Channel Probe

ASSY-156 E-1 & E-2

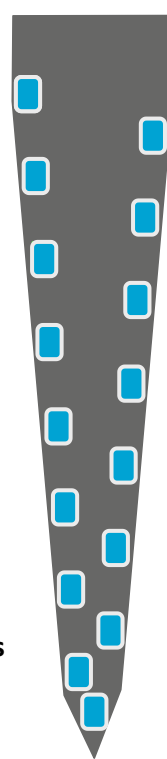


Red Wire and White Wire correspond to indicated REF and GND pins on the probe connector - verify how these connect to your headstage pre-amplifier (1 wire may be sufficient if you prefer GND / REF shorted-together in your headstage).



Shank A

Shanks B - D



26	22	12	8
21	44	54	11
35	43	53	61
34	42	56	64
33	30	4	63
25	19	13	7
24	20	14	10
38	46	52	60
37	45	51	59
36	32	2	62
28	29	3	6
23	18	16	9
41	17	15	55
40	47	49	58
39	50	1	57
27	48	31	5