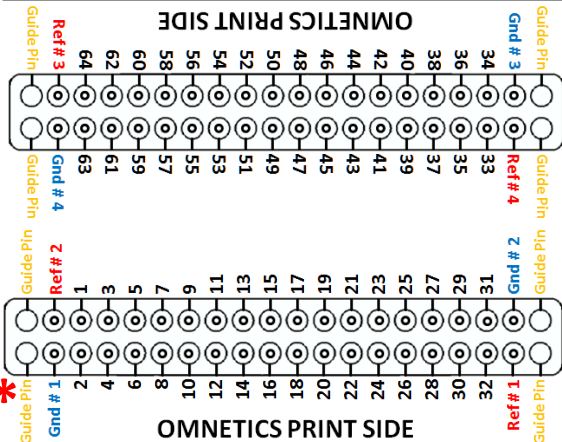


Mapping for Chronic 64 Channel Probe

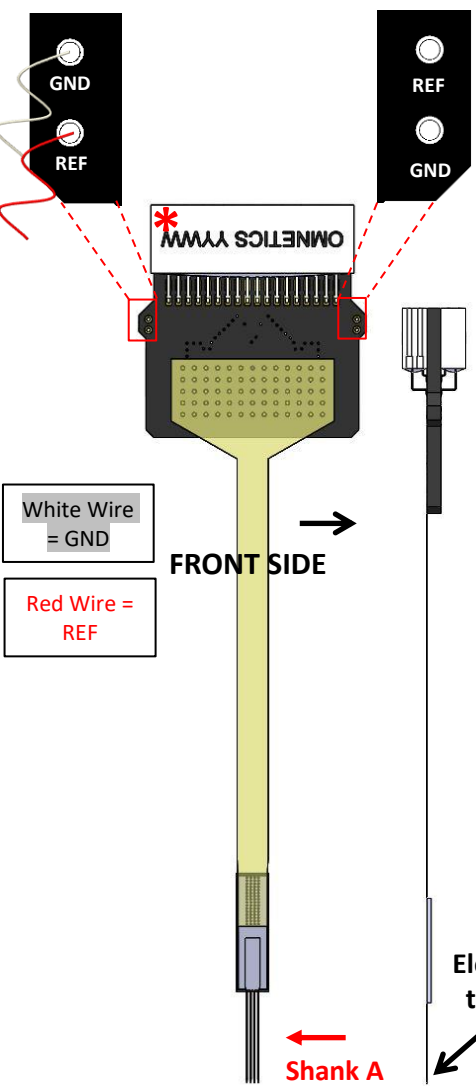
ASSY-156 F



BACK

FRONT

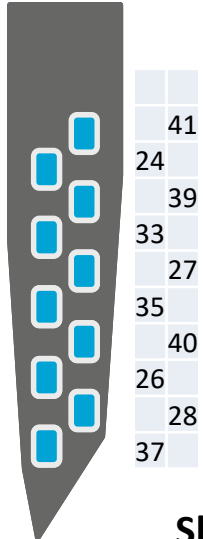
Red Wire and White Wire correspond to indicated REF and GND pins on the probe connector - verify how these connect to your headstage pre-amplifier (1 wire may be sufficient if you prefer GND / REF shorted-together in your headstage).




White Wire = GND

Red Wire = REF

Shank A



Shanks B - E



48	46	14	56
43	50	4	63
38	19	31	13
30	17	53	10
36	42	49	52
20	29	12	59
23	44	16	2
45	47	51	6
34	32	15	54
22	18	3	61
21			8

Shank F

