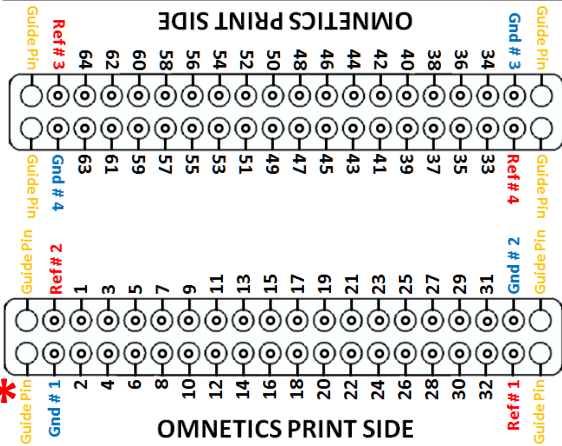


Mapping for Chronic 64

Channel Probe

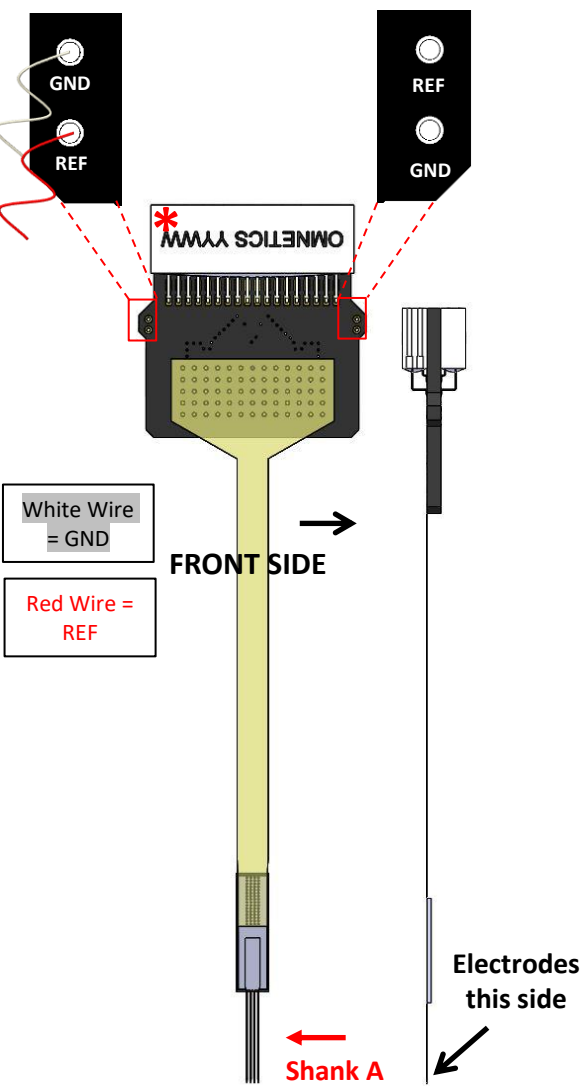
ASSY-156 H10




Red Wire and White Wire correspond to indicated REF and GND pins on the probe connector - verify how these connect to your headstage pre-amplifier (1 wire may be sufficient if you prefer GND / REF shorted-together in your headstage).

Shank A

Shank B



	22	
33		19
	21	
36		42
	43	
26		44
	30	
24		46
	20	
37		32
	45	
28		18
	29	
41		47
	34	
39		48
	25	
27		50
	38	
40		17
	35	
	23	



	8	
4		7
	54	
53		64
	61	
12		11
	63	
14		60
	10	
51		62
	59	
3		9
	6	
15		58
	56	
1		5
	13	
31		57
	52	
49		55
	2	
	16	

