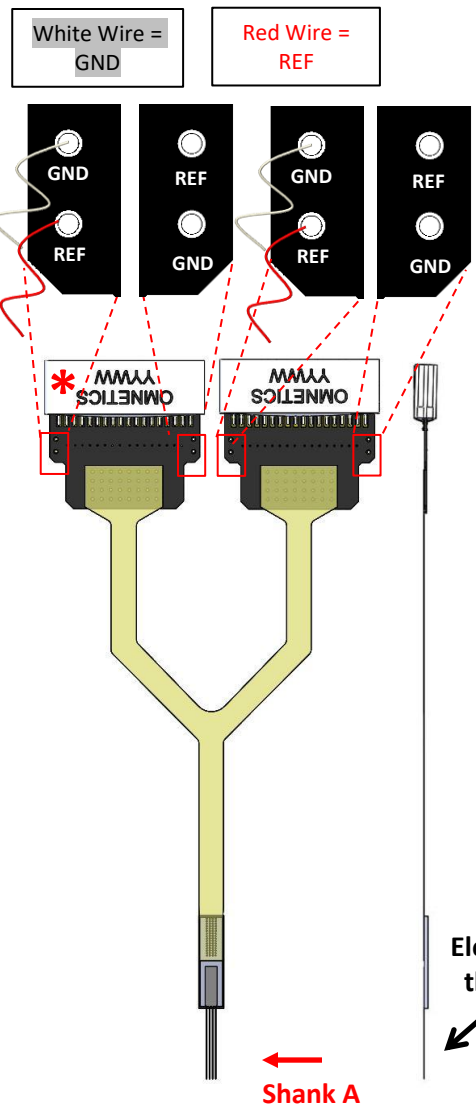
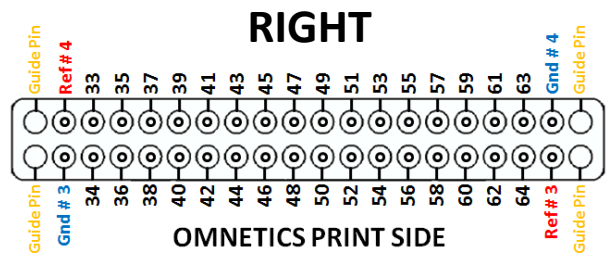
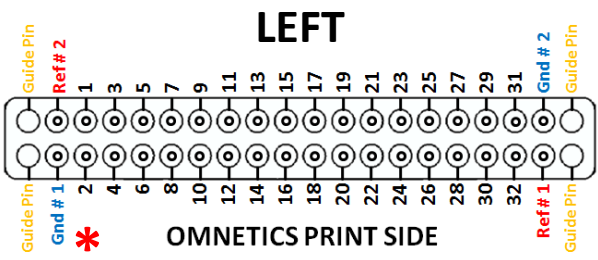


# Mapping for Y Chronic 64 Channel Probe

ASSY-158 H1

Red Wire and White Wire correspond to indicated REF and GND pins on the probe connector - verify how these connect to your headstage pre-amplifier (1 wire may be sufficient if you prefer GND / REF shorted-together in your headstage).



Shank A				Shank B			
29	30	31	17	29	30	31	17
27	24	21	19	27	24	21	19
18	32	20	22	18	32	20	22
23	25	26	28	23	25	26	28
3	5	4	10	3	5	4	10
1	11	15	13	1	11	15	13
16	2	14	12	16	2	14	12
9	7	8	6	9	7	8	6