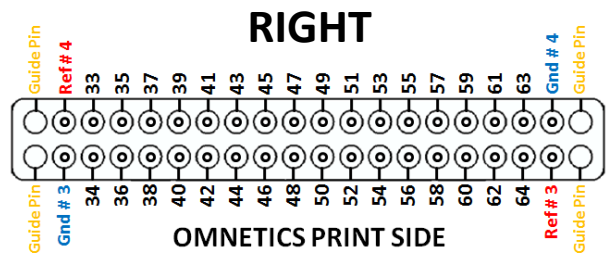
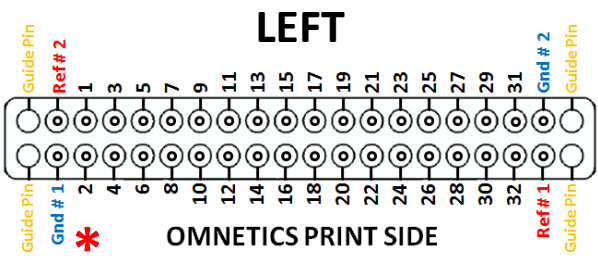


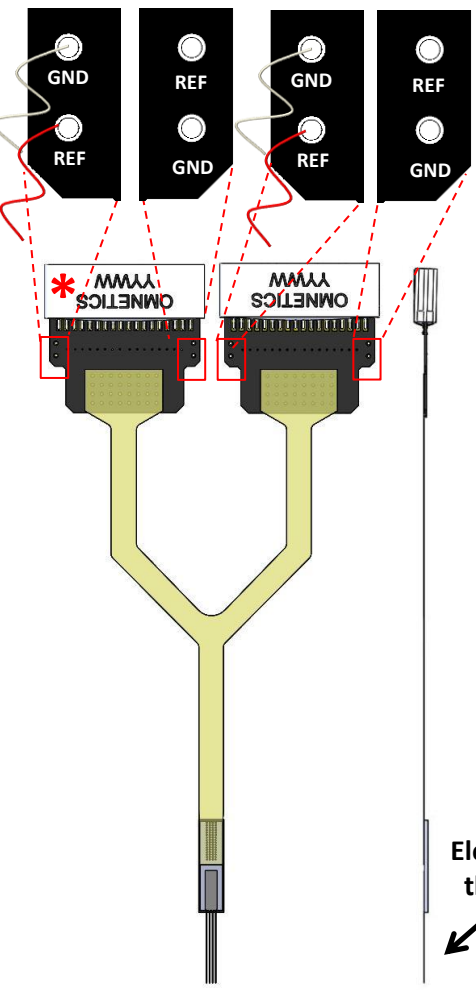
Mapping for Y Chronic 64 Channel Probe

ASSY-158 H6

Red Wire and White Wire correspond to indicated REF and GND pins on the probe connector - verify how these connect to your headstage pre-amplifier (1 wire may be sufficient if you prefer GND / REF shorted-together in your headstage).

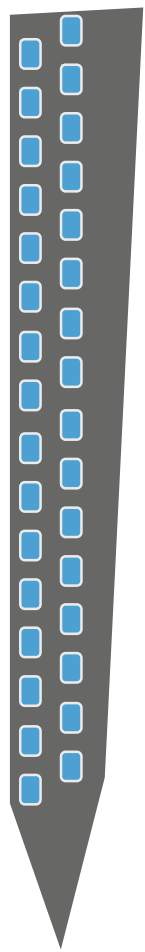


White Wire = GND
Red Wire = REF



Shank A

	52
61	54
59	55
62	57
56	58
63	60
53	48
49	34
51	46
50	44
64	41
39	40
38	35
37	36
42	33
43	47
45	



Shank B

	30
18	24
32	31
20	21
22	17
23	19
25	3
26	5
28	4
29	10
27	1
11	15
13	16
2	14
12	9
7	8
6	

