

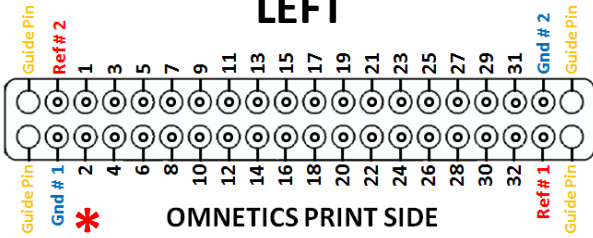
# Mapping for Y Chronic 64

## Channel Probe

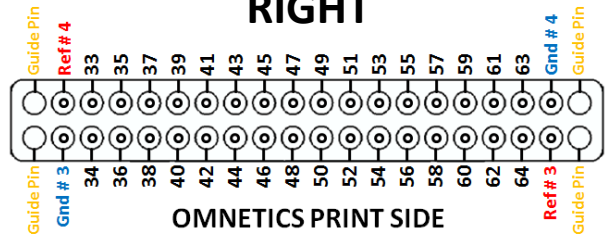
ASSY-158 M1 (Discontinued May 2022)

Red Wire and White Wire correspond to indicated REF and GND pins on the probe connector - verify how these connect to your headstage pre-amplifier (1 wire may be sufficient if you prefer GND / REF shorted-together in your headstage).

### LEFT

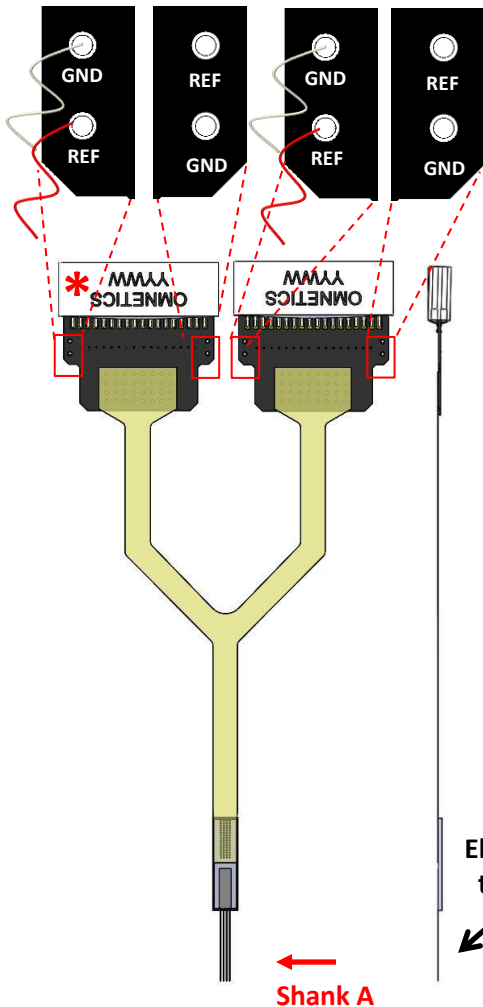


### RIGHT



White Wire =  
GND

Red Wire =  
REF



61		54	
59	49	55	34
62	51	57	46
56	50	58	44
63	64	60	41
53	52	48	39
35	40	37	38
33	36	43	42
19	47	17	45
24	21	30	31
28	27	26	29
22	25	20	23
6	32	8	18
12	7	14	9
13	2	15	16
10	11	4	1
	5		3

