

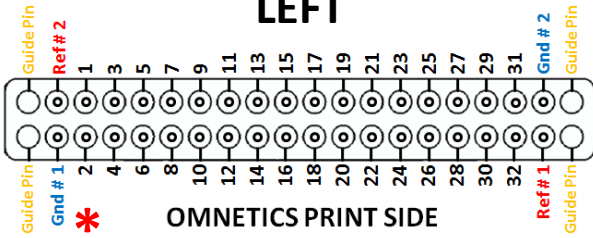
Mapping for Y Chronic 64

Channel Probe

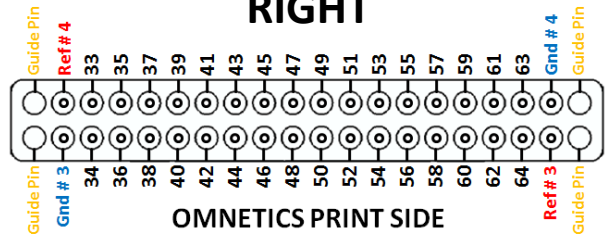
ASSY-158 M1 (June 2022 onwards)

Red Wire and White Wire correspond to indicated REF and GND pins on the probe connector - verify how these connect to your headstage pre-amplifier (1 wire may be sufficient if you prefer GND / REF shorted-together in your headstage).

LEFT

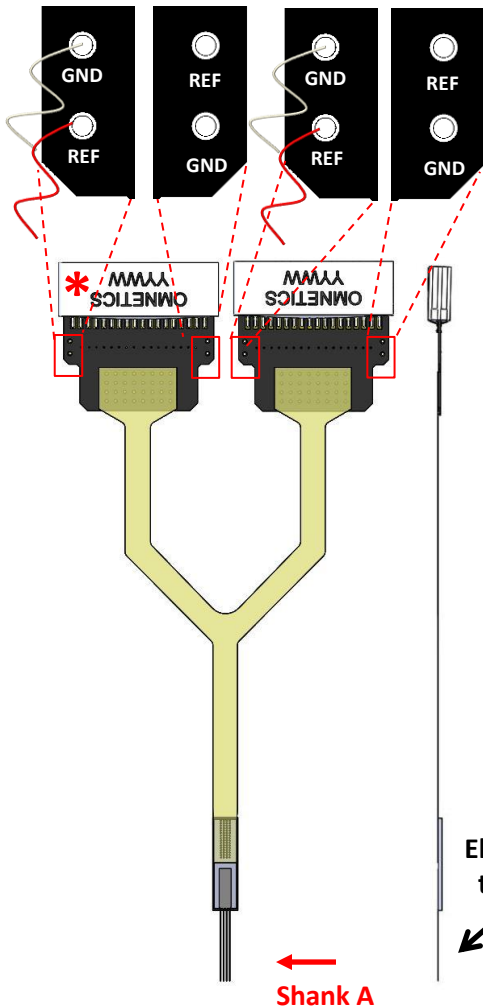


RIGHT



White Wire =
GND

Red Wire =
REF



64		14	
48	29	31	30
16	12	62	58
61	59	15	27
13	32	63	10
60	47	46	42
25	26	9	24
28	43	44	57
34	11	18	45
7	54	38	23
56	22	8	40
20	41	36	55
49	6	19	39
4	1	52	35
53	21	17	5
37	33	51	3
	2		50

