

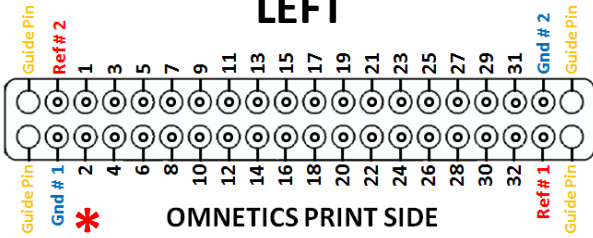
Mapping for Y Chronic 64

Channel Probe

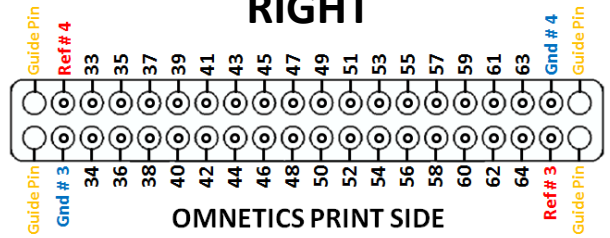
ASSY-158 M2 (Discontinued May 2022)

Red Wire and White Wire correspond to indicated REF and GND pins on the probe connector - verify how these connect to your headstage pre-amplifier (1 wire may be sufficient if you prefer GND / REF shorted-together in your headstage).

LEFT

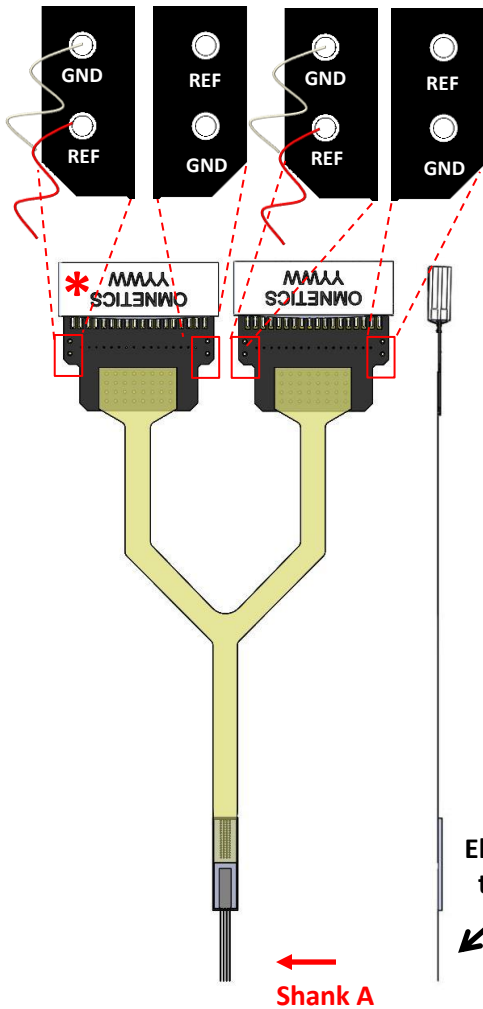


RIGHT



White Wire = GND

Red Wire = REF



61	19
59	17
62	21
56	31
63	24
53	30
49	27
51	29
50	28
64	26
52	25
54	23
55	22
57	20
58	32
60	18
48	6
34	8
46	7
44	9
41	12
39	14
40	2
38	16
35	13
37	15
36	11
42	1
33	10
43	4
47	5
45	3

Upper-half

Lower-half

