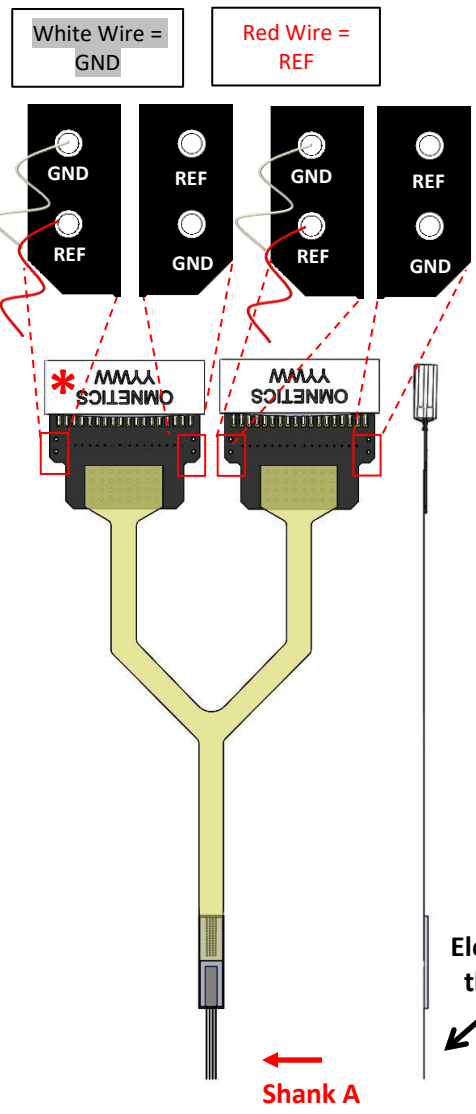
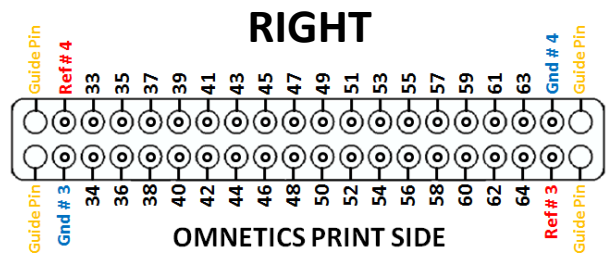
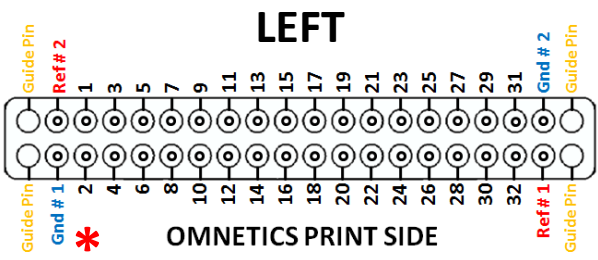



Mapping for Y Chronic 64 Channel Probe

ASSY-158 P-1 & P-2

Red Wire and White Wire correspond to indicated REF and GND pins on the probe connector - verify how these connect to your headstage pre-amplifier (1 wire may be sufficient if you prefer GND / REF shorted-together in your headstage).



Shank A Shank B Shank C Shank D



	53		39		25		11
61	49	48	40	18	26	3	15
59	51	34	38	32	28	5	13
62	50	46	35	20	29	4	16
56	64	44	37	22	27	10	2
63	52	41	36	23	30	1	14
54	55	42	33	24	31	12	9
57	58	43	47	21	17	7	8
60		45		19		6	

Electrodes this side

