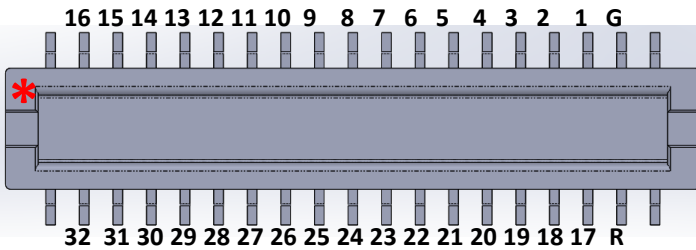


Mapping for Chronic 64-Channel Probe

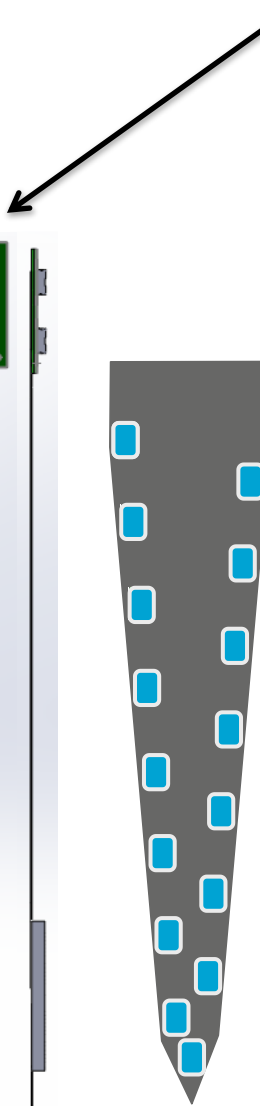
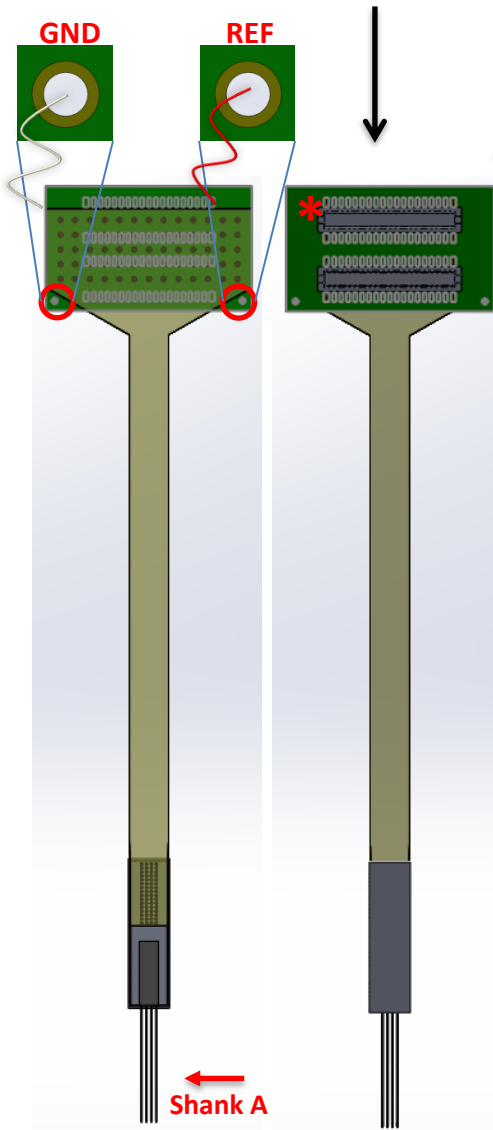
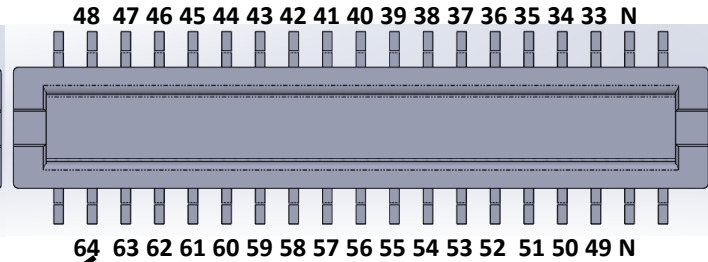
ZIF Connector ASSY-236 E-1 & E-2

Red Wire and White Wire correspond to indicated REF and GND pins on the probe connector - verify how these connect to your headstage pre-amplifier (1 wire may be sufficient if you prefer GND / REF shorted-together in your headstage).

TOP



BOTTOM



Shank A Shank B Shank C Shank D

64		46		34		49	
	63		45		39		50
48		30		18		19	
	15		11		6		2
16		58		54		1	
	62		44		36		51
61		27		23		35	
	31		28		20		37
13		10		7		4	
	14		57		55		3
60		42		38		52	
	47		43		41		33
29		26		22		21	
	32		9		8		17
12		24		40		5	
	59		25		56		53

Electrodes
this side