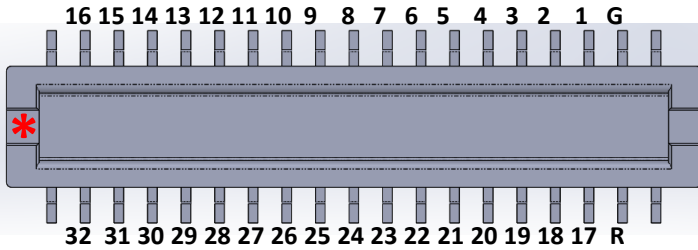


# Mapping for Chronic 64-Channel Probe

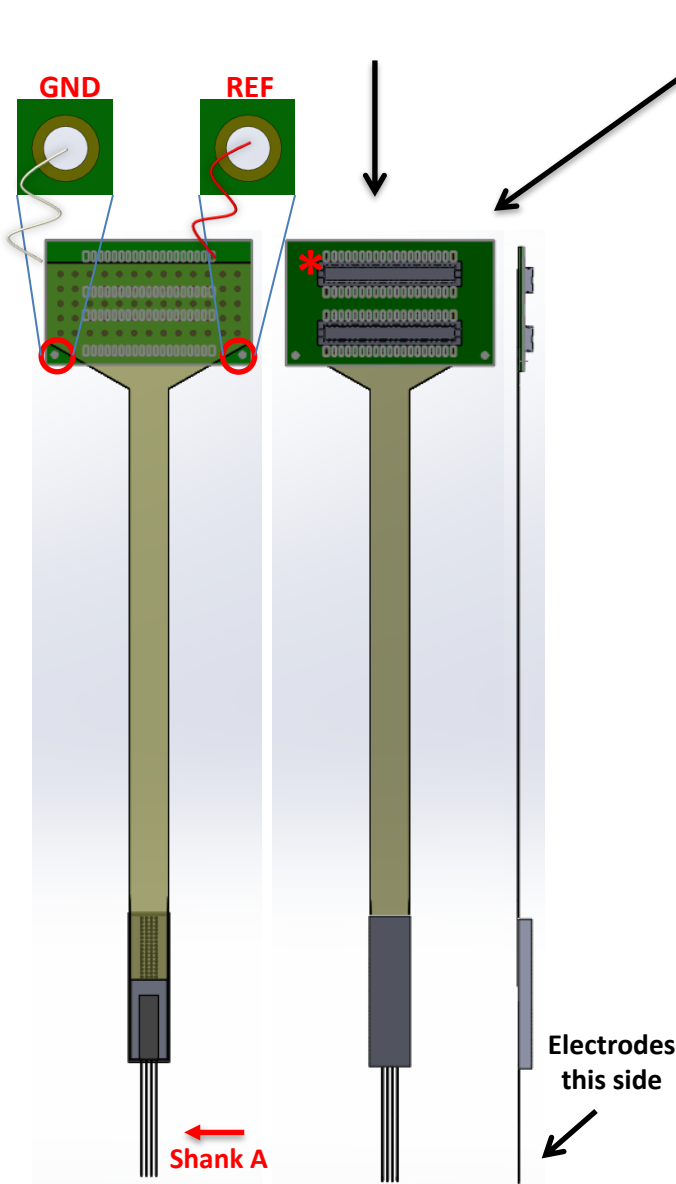
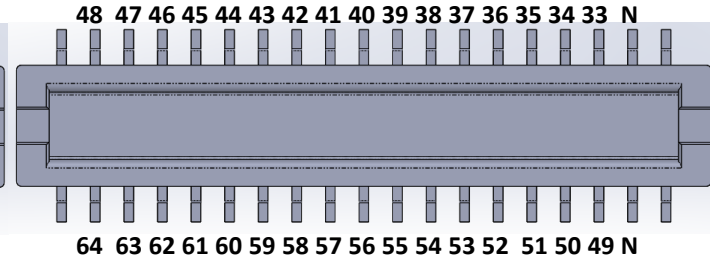
## Molex Connector ASSY-236 H5 & H9

Red Wire and White Wire correspond to indicated REF and GND pins on the probe connector - verify how these connect to your headstage pre-amplifier (1 wire may be sufficient if you prefer GND / REF shorted-together in your headstage).

**TOP**



**BOTTOM**



|    |    |
|----|----|
| 30 |    |
| 64 | 58 |
| 48 | 27 |
| 16 | 10 |
| 61 | 42 |
| 13 | 26 |
| 60 | 24 |
| 29 | 25 |
| 12 | 9  |
| 59 | 43 |
| 32 | 57 |
| 47 | 28 |
| 14 | 44 |
| 31 | 11 |
| 62 | 45 |
| 15 | 34 |
| 63 | 18 |
| 46 | 54 |
| 23 | 7  |
| 38 | 22 |
| 40 | 56 |
| 8  | 41 |
| 55 | 20 |
| 36 | 6  |
| 39 | 49 |
| 19 | 1  |
| 35 | 4  |
| 52 | 21 |
| 5  | 53 |
| 17 | 33 |
| 3  | 37 |
| 51 | 2  |
| 50 |    |

