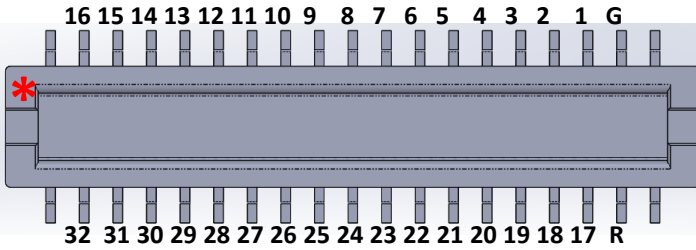


Mapping for Chronic 64-Channel Probe

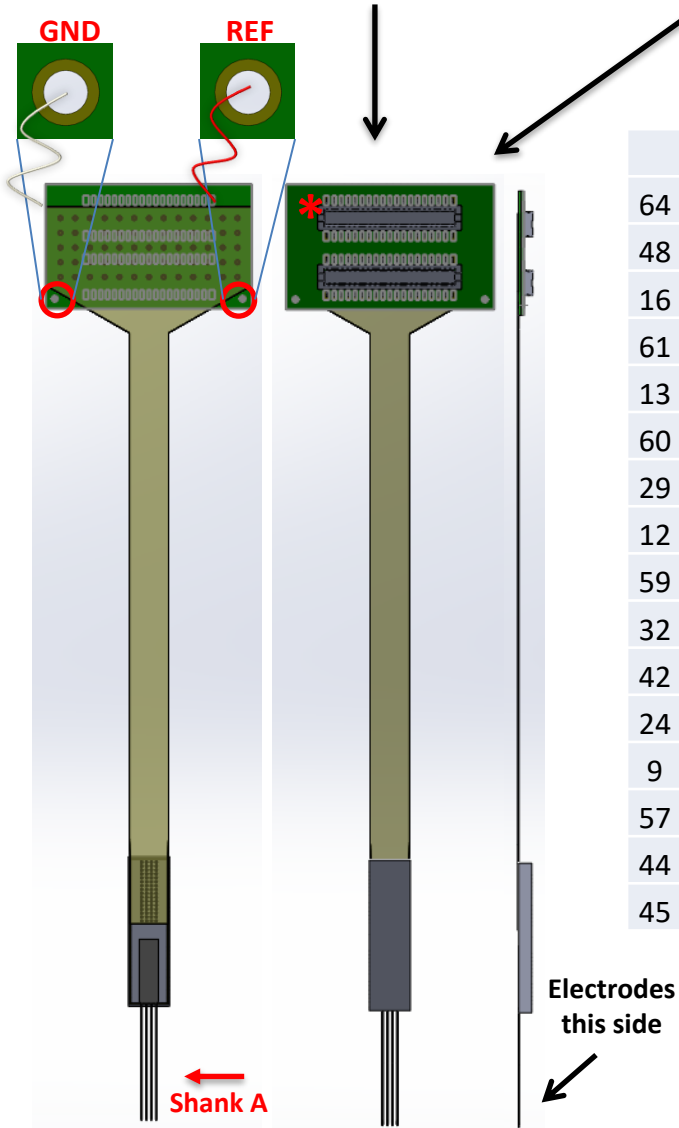
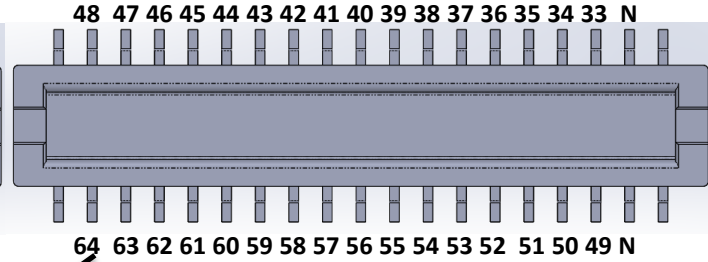
ZIF Connector ASSY-236 H6

Red Wire and White Wire correspond to indicated REF and GND pins on the probe connector - verify how these connect to your headstage pre-amplifier (1 wire may be sufficient if you prefer GND / REF shorted-together in your headstage).

TOP

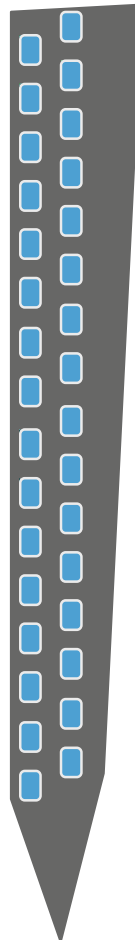


BOTTOM



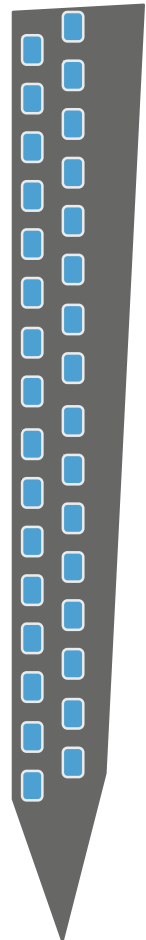
Shank A

	47
64	14
48	31
16	62
61	15
13	63
60	46
29	30
12	58
59	27
32	10
42	26
24	25
9	43
57	28
44	11
45	



Shank B

	41
34	55
18	20
54	36
23	6
7	39
38	49
22	19
40	1
56	35
8	4
52	21
5	53
17	33
3	37
51	2
50	



Electrodes
this side



Shank A