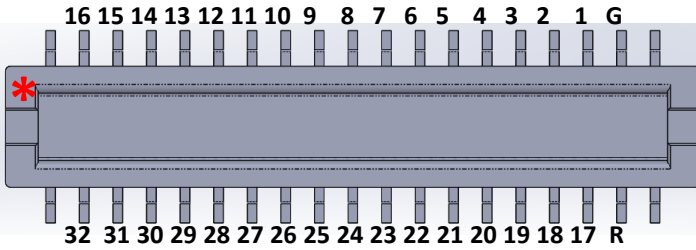


Mapping for Chronic 64-Channel Probe

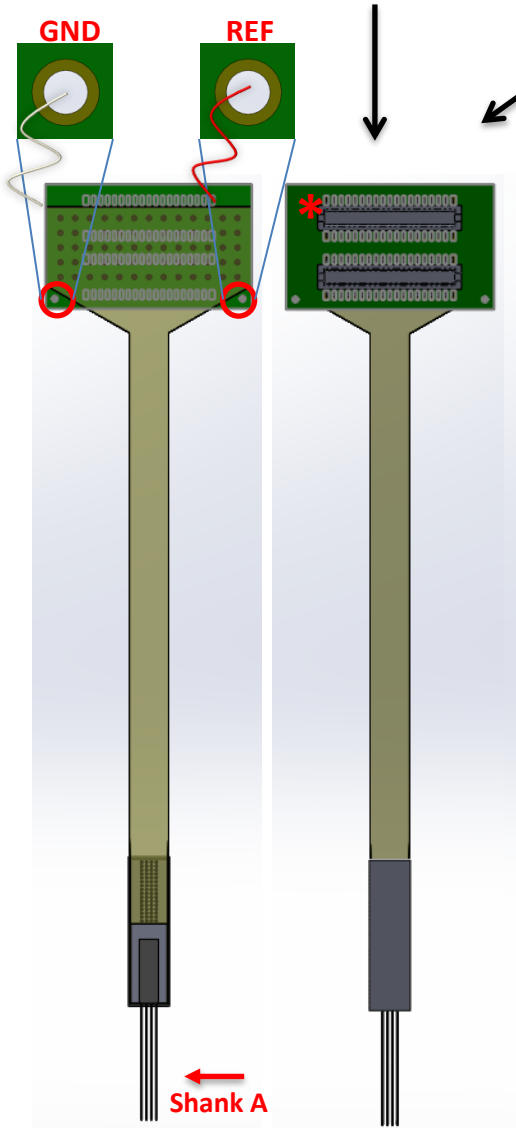
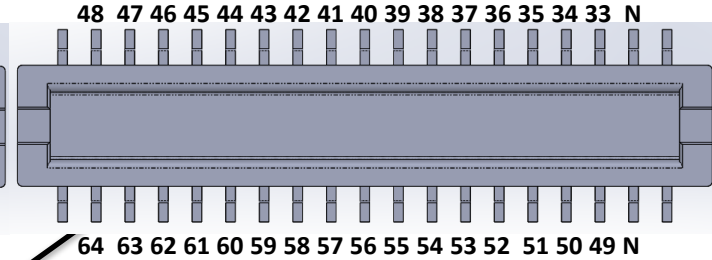
ZIF Connector ASSY-236 H7

Red Wire and White Wire correspond to indicated REF and GND pins on the probe connector - verify how these connect to your headstage pre-amplifier (1 wire may be sufficient if you prefer GND / REF shorted-together in your headstage).

TOP



BOTTOM



64	
48	45
16	11
61	44
13	28
60	57
29	43
12	9
59	25
32	24
47	26
14	42
31	10
62	27
15	58
63	30
46	

34	
18	50
54	2
23	51
7	37
38	3
22	33
40	17
56	53
8	5
41	21
55	52
20	4
36	35
6	1
39	19
49	

Shank A

Shank B