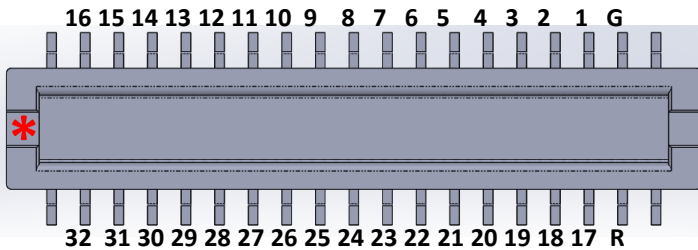


Mapping for Chronic 64-Channel Probe

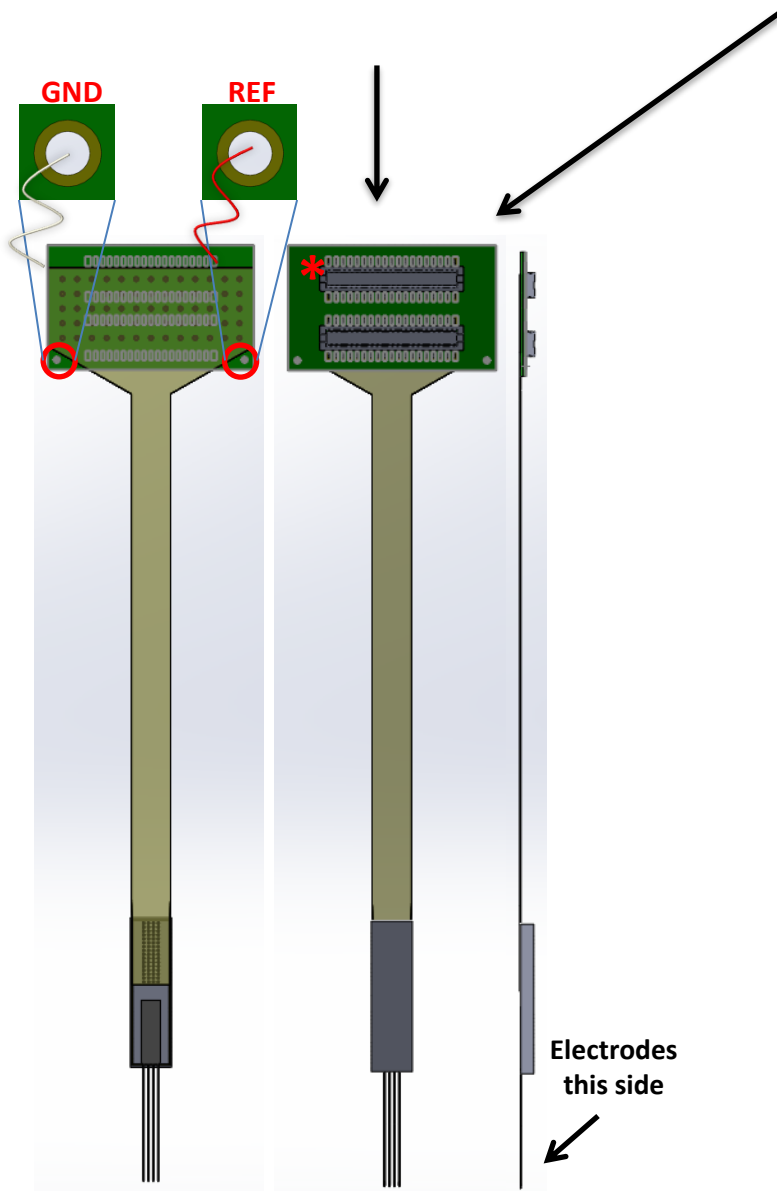
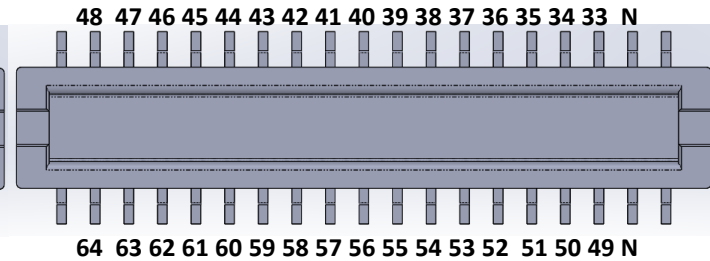
ZIF Connector ASSY-236 M1

Red Wire and White Wire correspond to indicated REF and GND pins on the probe connector - verify how these connect to your headstage pre-amplifier (1 wire may be sufficient if you prefer GND / REF shorted-together in your headstage).

TOP



BOTTOM



64		14	
48	29	31	30
16	12	62	58
61	59	15	27
13	32	63	10
60	47	46	42
25	26	9	24
28	43	44	57
39	11	6	45
55	36	41	20
40	8	22	56
23	38	54	7
50	18	2	34
3	51	33	37
5	17	21	53
35	52	1	4
	19		49

