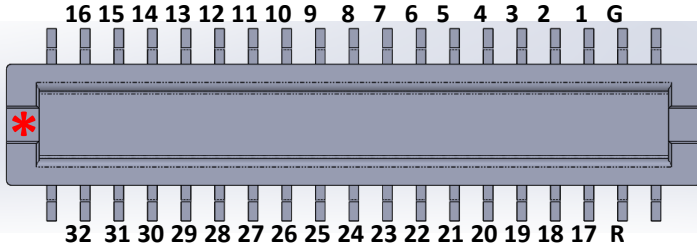


Mapping for Chronic 64-Channel Probe

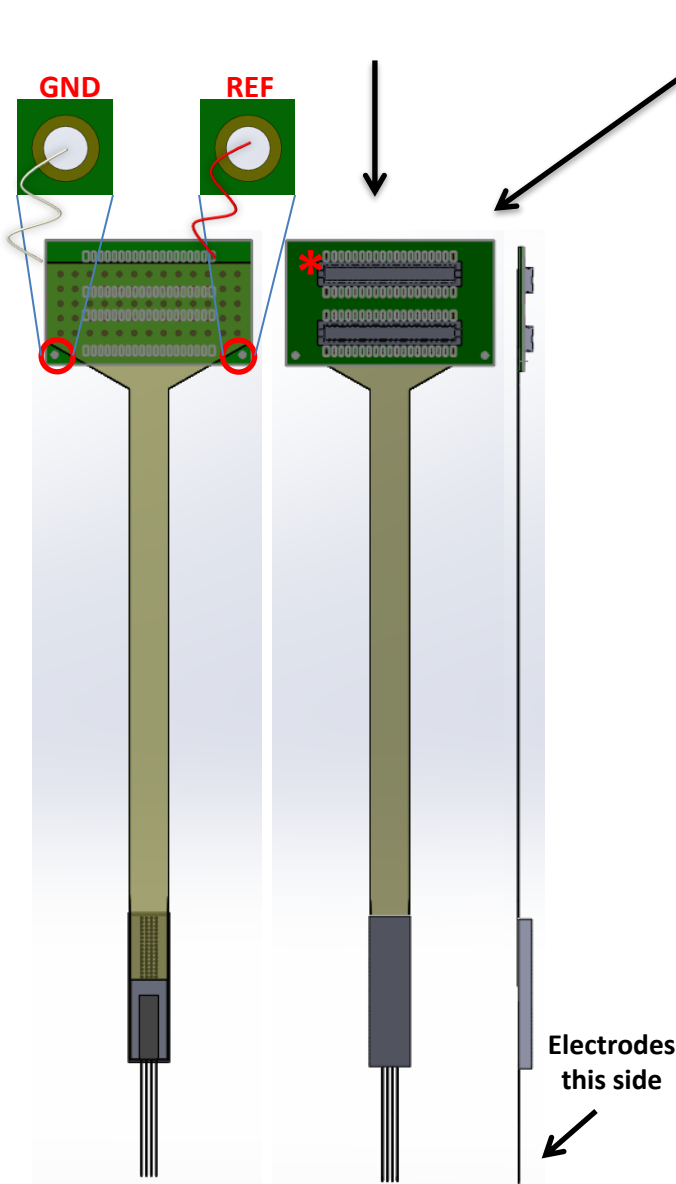
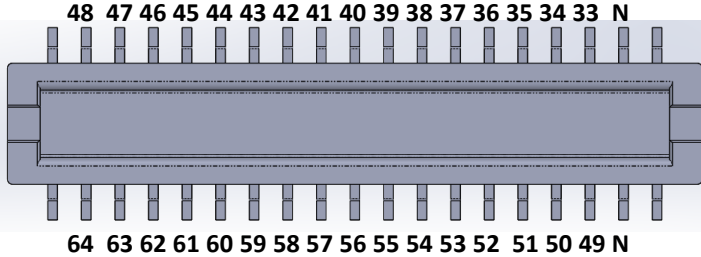
ZIF Connector ASSY-236 M2

Red Wire and White Wire correspond to indicated REF and GND pins on the probe connector - verify how these connect to your headstage pre-amplifier (1 wire may be sufficient if you prefer GND / REF shorted-together in your headstage).

TOP



BOTTOM



64	39
48	6
16	36
61	20
13	55
60	41
29	8
12	56
59	40
32	22
47	38
14	7
31	23
62	54
15	18
63	34
46	50
30	2
58	51
27	37
10	3
42	33
26	17
24	53
25	5
9	21
43	52
57	4
28	35
44	1
11	19
45	49

Upper-half

Lower-half

