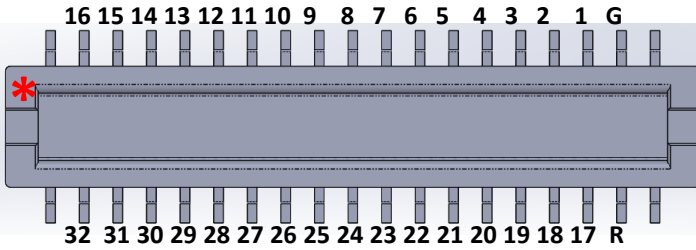


Mapping for Chronic 64-Channel Probe

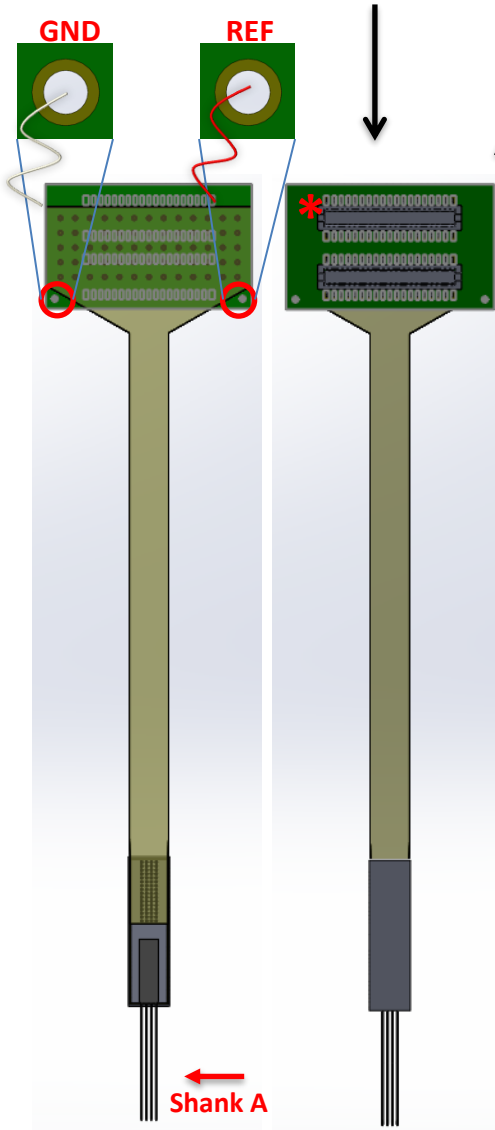
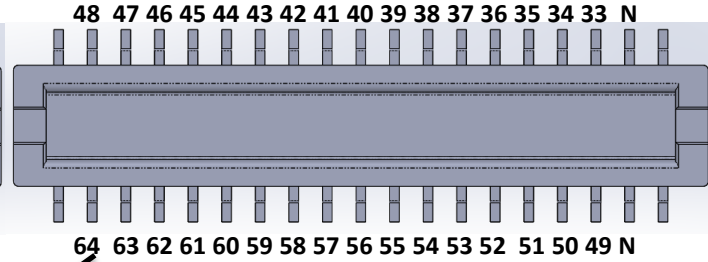
ZIF Connector ASSY-236 P-1 & P-2

Red Wire and White Wire correspond to indicated REF and GND pins on the probe connector - verify how these connect to your headstage pre-amplifier (1 wire may be sufficient if you prefer GND / REF shorted-together in your headstage).

TOP



BOTTOM



Shank A

Shanks B - D

	60		42		38		52
64	29	46	26	34	22	49	21
48	12	30	24	18	40	19	5
16	59	58	25	54	56	1	53
61	32	27	9	23	8	35	17
13	47	10	43	7	41	4	33
14	31	57	28	55	20	3	37
62	15	44	11	36	6	51	2
63		45		39		50	

Electrodes
this side