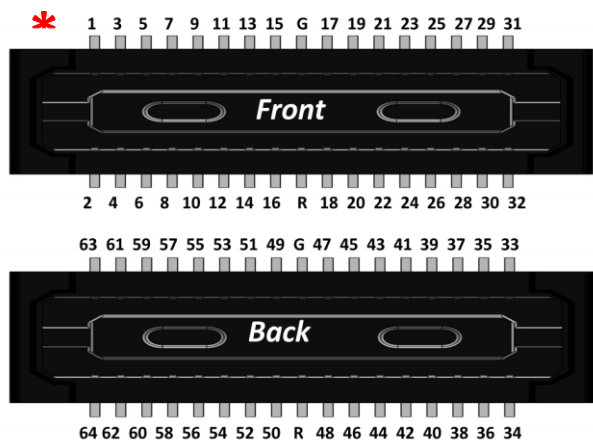


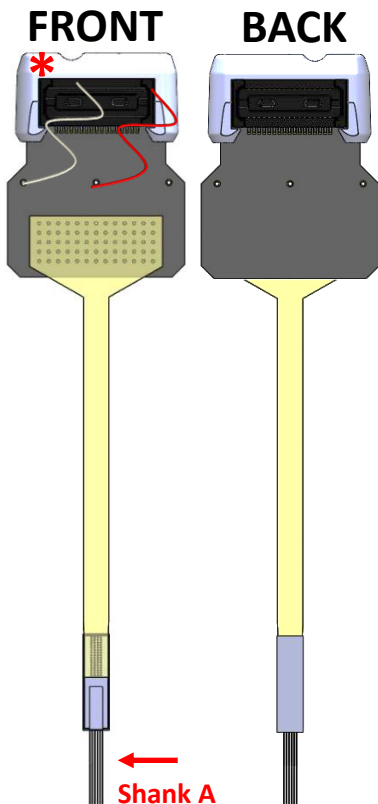
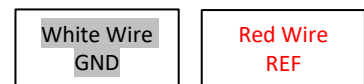
Mapping for TDT Chronic

64 Channel Probe

ASSY-276 E-1 & E-2

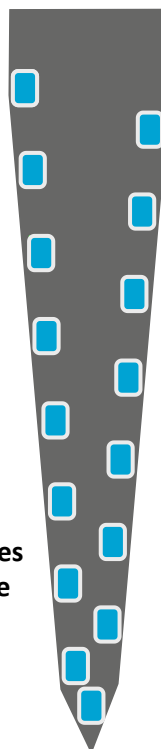


Red Wire and White Wire correspond to indicated REF and GND pins on the probe connector - verify how these connect to your headstage pre-amplifier (1 wire may be sufficient if you prefer GND / REF shorted-together in your headstage).



Shank A

Shanks B - D



17	26	8	15
28	64	34	6
18	49	47	16
20	51	45	14
22	25	7	12
19	24	10	13
30	58	40	4
59	60	38	37
61	62	36	35
63	29	3	33
21	27	5	11
32	56	46	2
53	52	44	43
55	54	42	41
57	48	1	39
23	50	31	9