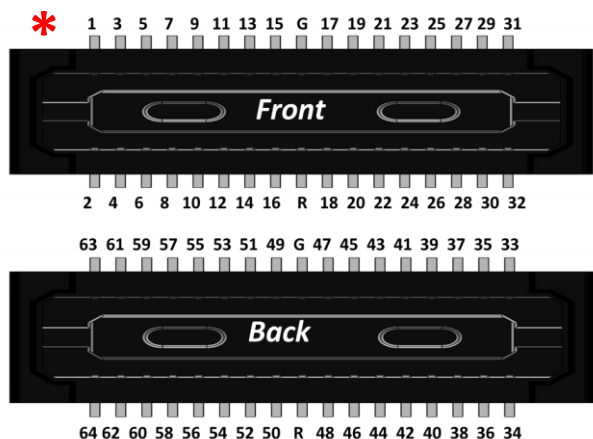
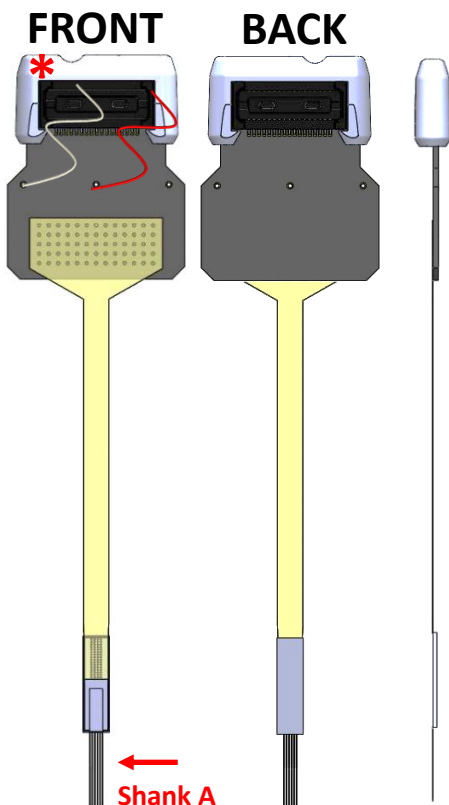
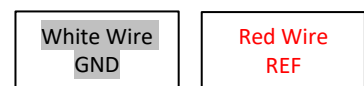


Mapping for TDT Chronic 64 Channel Probe

ASSY-276 H1



Red Wire and White Wire correspond to indicated REF and GND pins on the probe connector - verify how these connect to your headstage pre-amplifier (1 wire may be sufficient if you prefer GND / REF shorted together in your headstage).



Shank A

Shank B

29	30	31	17
27	24	21	19
18	32	20	22
23	25	26	28
3	5	4	10
1	11	15	13
16	2	14	12
9	7	8	6

29	30	31	17
27	24	21	19
18	32	20	22
23	25	26	28
3	5	4	10
1	11	15	13
16	2	14	12
9	7	8	6