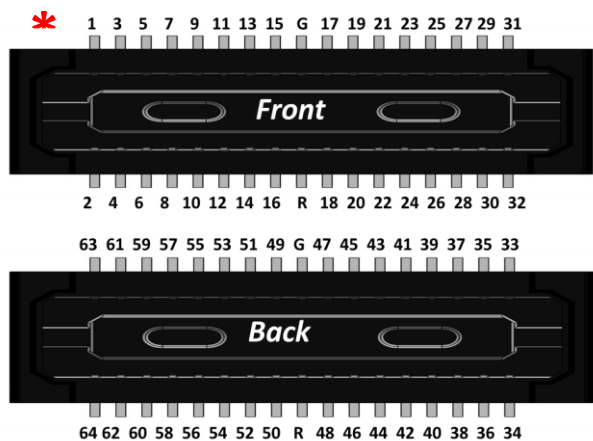
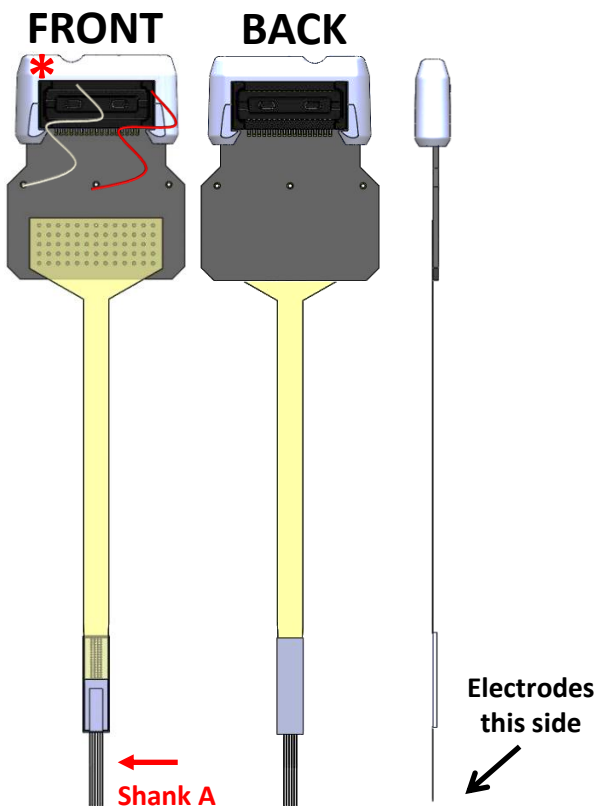
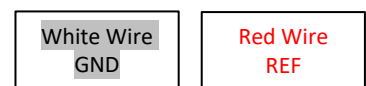


Mapping for TDT Chronic 64 Channel Probe

ASSY-276 H10



Red Wire and White Wire correspond to indicated REF and GND pins on the probe connector - verify how these connect to your headstage pre-amplifier (1 wire may be sufficient if you prefer GND / REF shorted-together in your headstage).



Shank A

Shank B

	26	
22		24
	28	
18		51
	49	
17		64
	25	
30		60
	58	
61		29
	62	
21		56
	27	
53		54
	20	
57		50
	19	
23		48
	59	
55		52
	63	
	32	

	15	
7		13
	34	
47		14
	16	
8		6
	12	
40		37
	4	
36		33
	35	
5		2
	11	
44		41
	45	
1		9
	10	
31		39
	38	
42		43
	3	
	46	