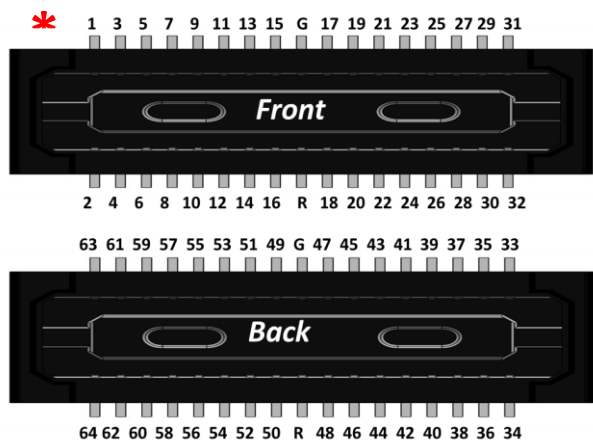
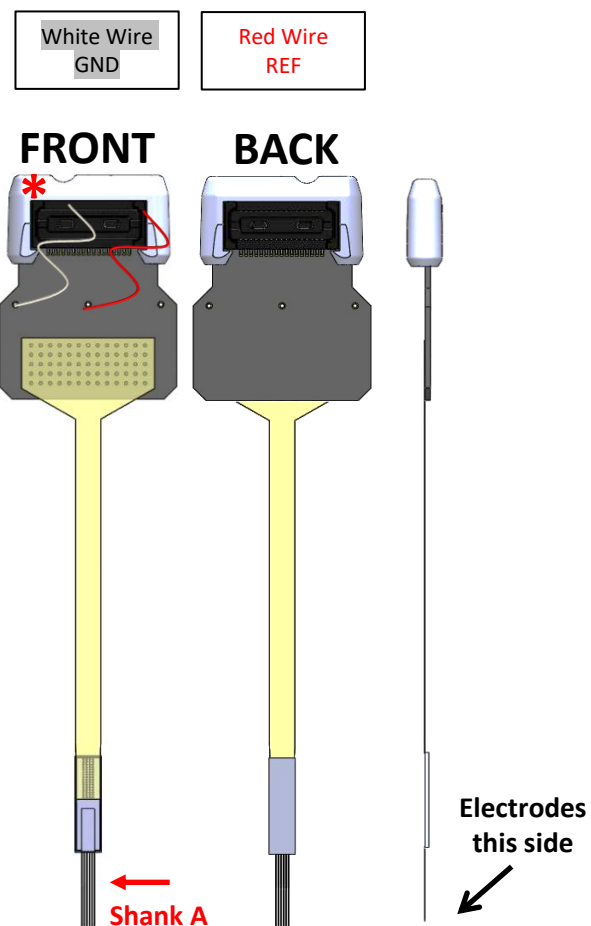


Mapping for TDT Chronic 64 Channel Probe

ASSY-276 H6




Red Wire and White Wire correspond to indicated REF and GND pins on the probe connector - verify how these connect to your headstage pre-amplifier (1 wire may be sufficient if you prefer GND / REF shorted together in your headstage).



Shank A

Shank B

	32
17	63
18	59
22	19
30	20
61	28
21	26
53	49
57	25
23	58
55	62
27	52
48	50
54	56
29	60
24	51
64	



	46
8	3
47	38
7	10
40	45
36	34
5	15
44	16
1	12
31	4
42	35
11	43
39	9
41	2
33	37
13	14
6	

