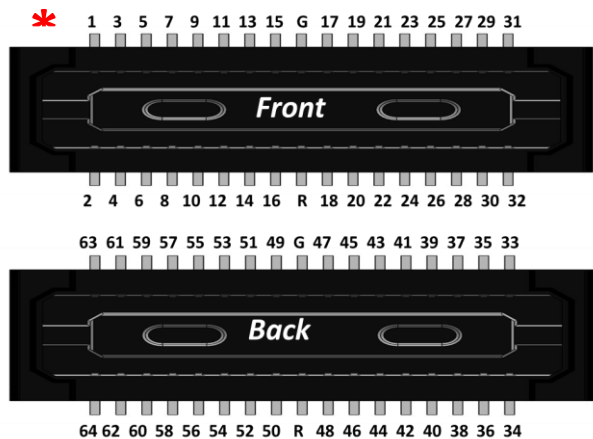
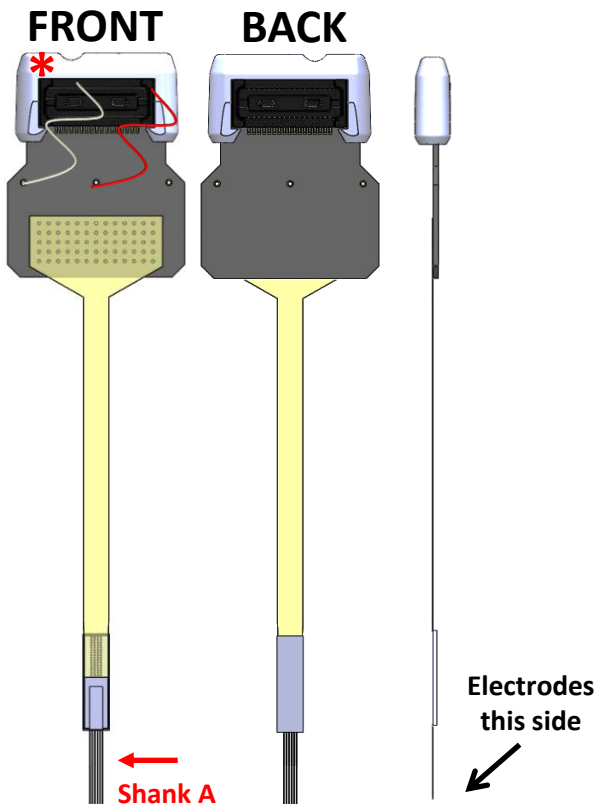
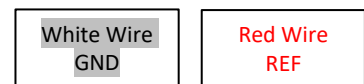


# Mapping for TDT Chronic 64 Channel Probe

ASSY-276 M1 (Discontinued May 2022)



Red Wire and White Wire correspond to indicated REF and GND pins on the probe connector - verify how these connect to your headstage pre-amplifier (1 wire may be sufficient if you prefer GND / REF shorted-together in your headstage).



17		63	
18	53	59	49
22	57	19	25
30	23	20	58
61	55	28	62
21	32	26	27
50	52	54	48
60	56	24	29
34	51	45	64
3	10	46	38
1	42	44	31
40	5	7	36
6	47	14	8
33	13	2	37
39	41	43	9
4	11	12	35
	16		15

