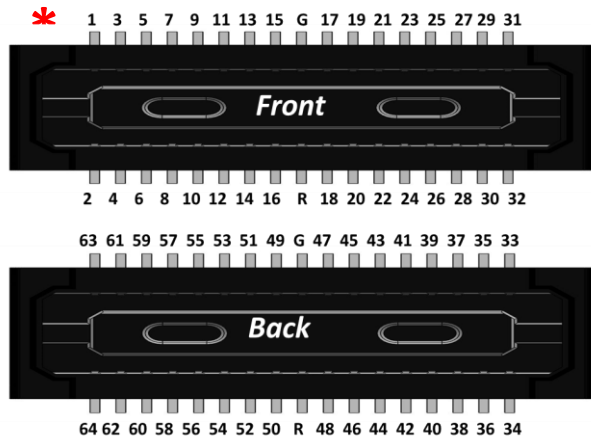


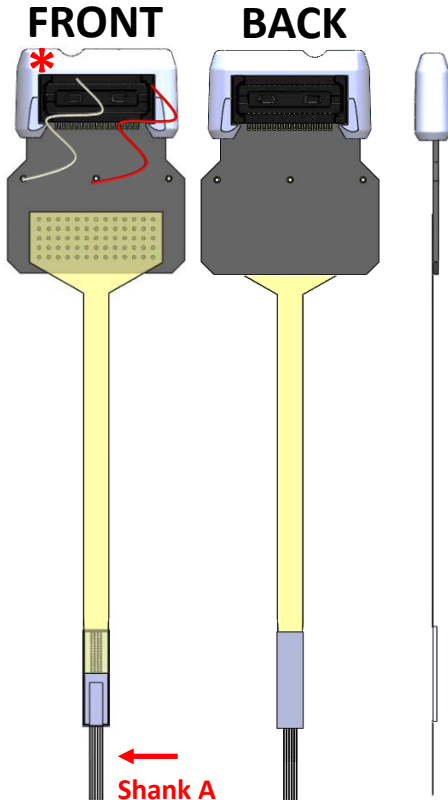
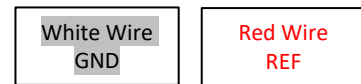
# Mapping for TDT Chronic

## 64 Channel Probe

ASSY-276 P-1 & P-2



Red Wire and White Wire correspond to indicated REF and GND pins on the probe connector - verify how these connect to your headstage pre-amplifier (1 wire may be sufficient if you prefer GND / REF shorted-together in your headstage).



**Shank A** **Shank B** **Shank C** **Shank D**

