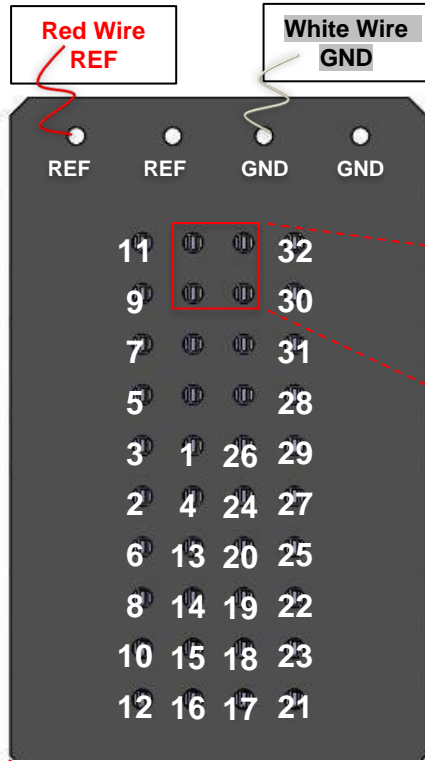


Mapping for Acute 32-Channel Probe

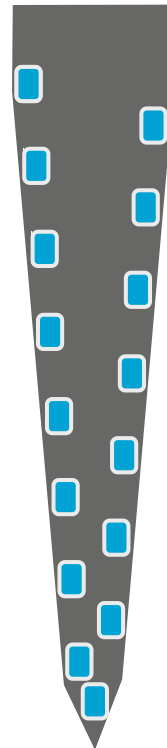
ASSY-37 E-1 & E-2



Red Wire and White Wire correspond to indicated REF and GND pins on the probe connector - verify how these connect to your headstage pre-amplifier (1 wire may be sufficient if you prefer GND / REF shorted-together in your headstage).

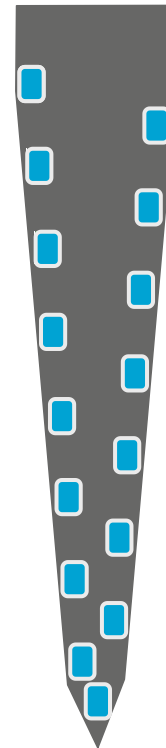


Shank A



16	
	15
12	
	10
8	
	14
6	
	13
2	
	4
3	
	1
5	
	7
9	
	11

Shank B



17	
	18
21	
	23
22	
	19
25	
	20
27	
	24
29	
	26
28	
	31
30	
	32

