

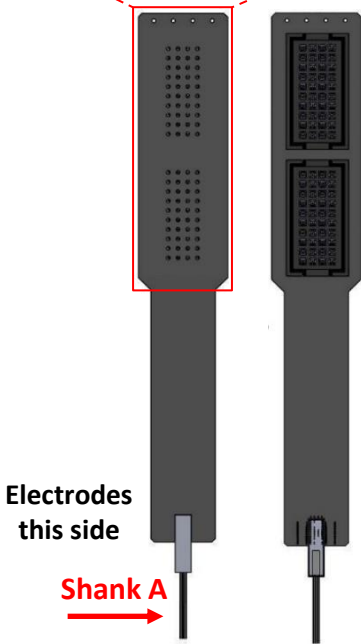
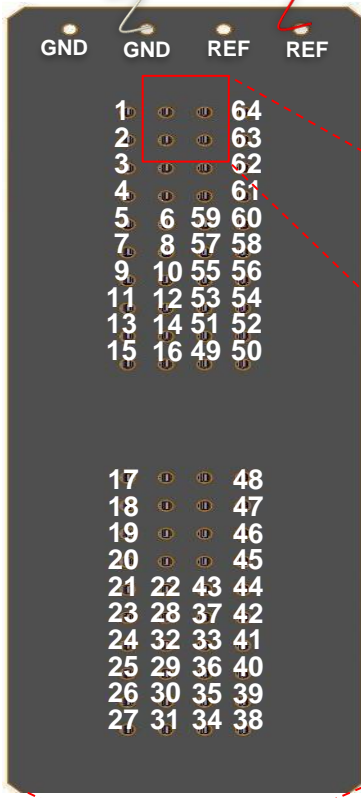
# Mapping for Acute 64-Channel Probe

ASSY-77 F

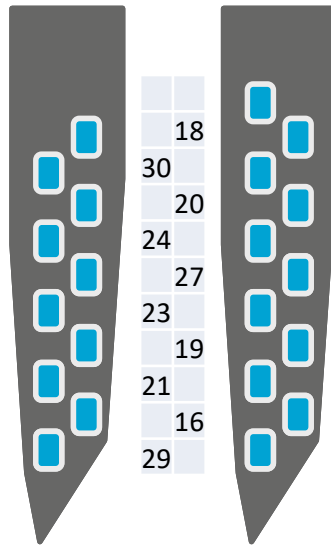
**White Wire**  
GND

**Red Wire**  
REF

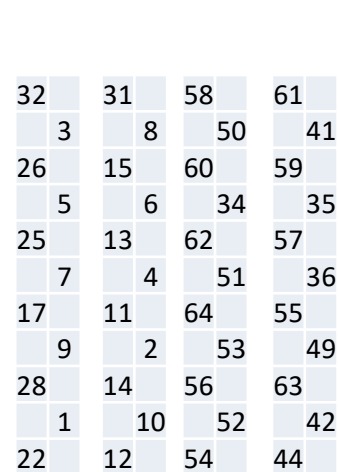
Red Wire and White Wire correspond to indicated REF and GND pins on the probe connector - verify how these connect to your headstage pre-amplifier (1 wire may be sufficient if you prefer GND / REF shorted-together in your headstage).



## Shank A



## Shanks B - E



## Shank F

