

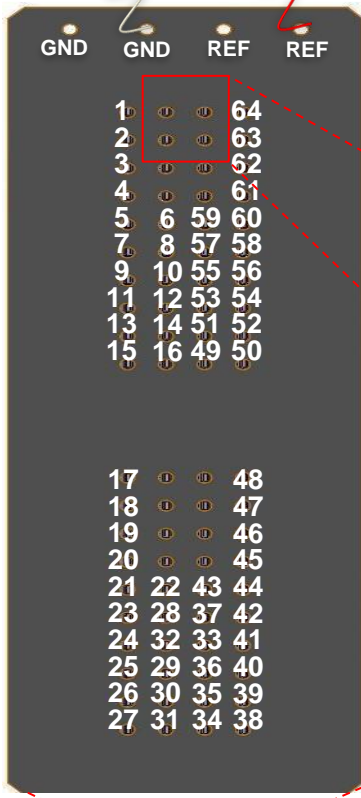
Mapping for Acute 64-Channel Probe

ASSY-77 M1

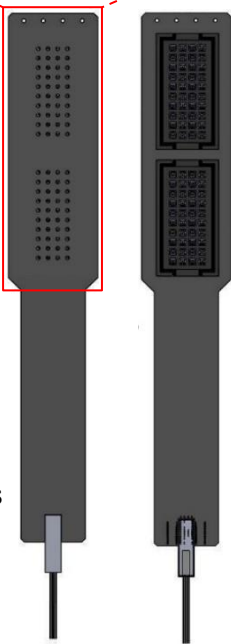

White Wire
GND

Red Wire
REF

Red Wire and White Wire correspond to indicated REF and GND pins on the probe connector - verify how these connect to your headstage pre-amplifier (1 wire may be sufficient if you prefer GND / REF shorted-together in your headstage).



21	25	
	18	3
23	26	
	20	5
24	32	
	27	7
30	28	
	19	9
29	22	
	17	11
16	1	15
	13	14
31	12	10
	8	6
	4	2
63	61	
	59	57
55	53	
	51	34
50	52	
	54	56
58	60	
	62	64
43	37	
	33	39
40	48	
	46	38
45	47	
	49	36
35	41	
	42	44



Electrodes
this side