


Mapping for Acute 64-Channel Probe

ASSY-77 M2

White Wire
GND

Red Wire
REF

Red Wire and White Wire correspond to indicated REF and GND pins on the probe connector - verify how these connect to your headstage pre-amplifier (1 wire may be sufficient if you prefer GND / REF shorted-together in your headstage).

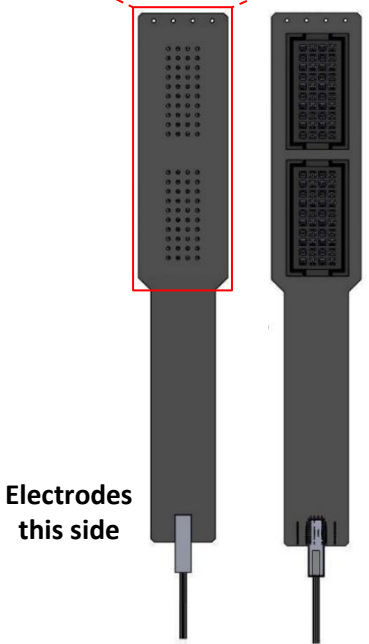
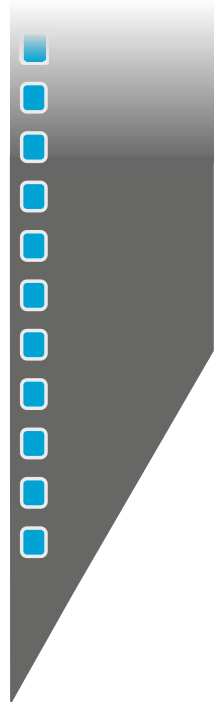


- 21
- 23
- 24
- 30
- 29
- 16
- 18
- 20
- 27
- 19
- 17
- 25
- 26
- 32
- 28
- 22
- 1
- 3
- 5
- 7
- 9
- 11
- 13
- 15
- 31
- 14
- 12
- 10
- 8
- 6
- 4
- 2

Upper-half

- 63
- 61
- 59
- 57
- 55
- 53
- 51
- 34
- 50
- 52
- 54
- 56
- 58
- 60
- 62
- 64
- 43
- 37
- 33
- 39
- 40
- 48
- 46
- 38
- 45
- 47
- 49
- 36
- 35
- 41
- 42
- 44

Lower-half



Electrodes
this side