


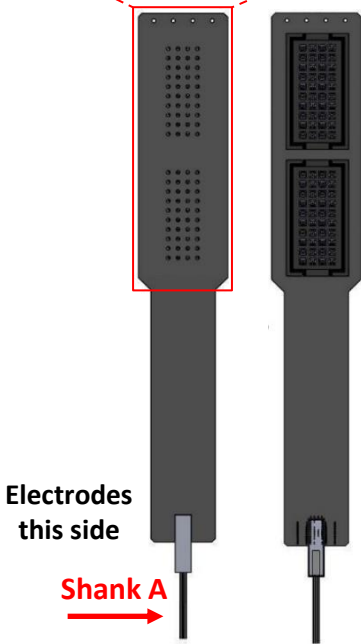
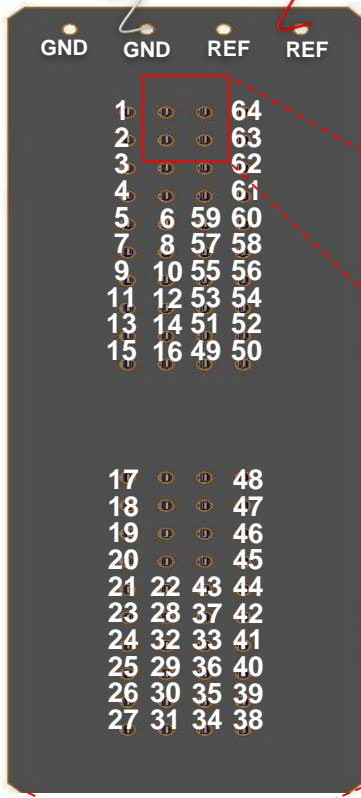
# Mapping for Acute 64-Channel Probe

ASSY-77 P-1 & P-2

**White Wire**  
GND

**Red Wire**  
REF

Red Wire and White Wire correspond to indicated REF and GND pins on the probe connector - verify how these connect to your headstage pre-amplifier (1 wire may be sufficient if you prefer GND / REF shorted-together in your headstage).



		Shank A	Shank B	Shank C	Shank D		
	16		11	54	49		
21	18	1	13	64	52	44	47
23	20	3	15	62	50	42	45
24	27	5	31	60	34	41	38
30	19	7	14	58	51	35	46
29	17	9	12	56	53	36	48
25	26	10	8	55	57	40	39
32	28	6	4	59	61	33	37
22		2		63		43	